



# 2021 IMPACT REPORT



**25,118**  
Total members



**24,223**  
Program Participants



**3,737**  
Seniors Programs participants

**385**  
Seniors Programs made available

**\$2,296**  
Amount of Scholarships given

**\$83,849**  
Amount of Grants Awarded



**8,444**  
Kids Active in Youth Sports




**870**  
Camp Shady Brook Campers  
with 23% granted FA



**5,631**  
Total 5k Race Participants

**\$47,984**  
Funds raised to support individuals & families within our community



**\$80,150**  
Raised to benefit military service members and their families through our Stars n stripes Golf Classic



**\$66,076**  
Raised during our Annual Celebration



**\$481,929**  
Raised for Annual Support Campaign



**\$201,779**  
in FA to 3,497 active duty & their families  
Support of Active Duty Military Families



**4,669**  
Group swim lessons taught

**380**  
Swim team prep lessons

**52**  
Underserved youth receiving Financial Assistance for swim lessons

**481**  
Private swim lessons taught



# FINANCIALS

## YMCA of the Pikes Peak Region 2021 Operating Financials

(Non-GAAP)

### YOUR DONATIONS AT WORK

A 501(c)(3) nonprofit, the YMCA of the Pikes Peak Region is one of our community's largest charities. The Y is an organization for all, never turning anyone away due to their inability to pay. Because of the generous gifts from supporters like you, the YMCA provided more than \$1.7 million in financial assistance last year. Our donors ensure all families, children, and seniors have a place to build a healthy spirit, mind, and body at the Y.

### Revenue

Capital Contributions	\$40,000
Contributions	\$9,690,000
Membership Fees	\$8,106,000
Program & Camping Fees	\$5,232,000
Government Sources	\$1,033,000
Investment & Other	\$2,084,000

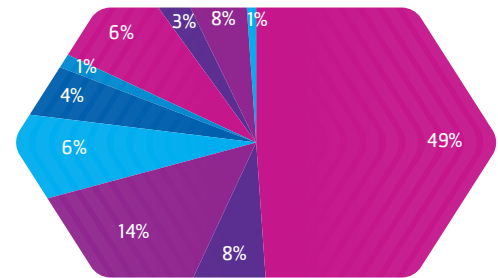
**Total Revenue \$26,185,000**

### Expense

Personnel Costs	\$12,921,000
Services & Supplies	\$2,343,000
Occupancy	\$3,470,000
Equipment	\$20,000
Transportation	\$167,000
Staff Development	\$67,000
National Dues	\$251,000
Financing	\$501,000
Insurance	\$416,000
Other	\$599,000
Facility & Program Reserves	\$18,000

**Total Expense \$20,773,000**

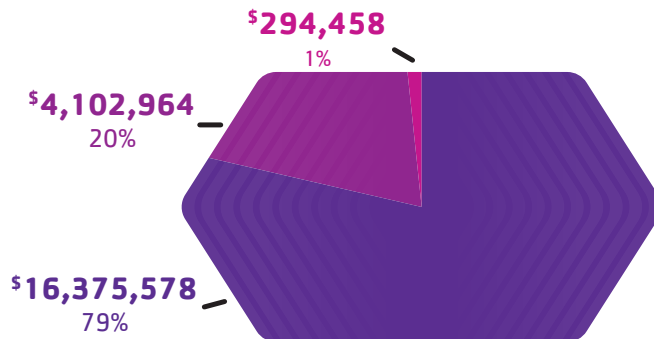
### FINANCIAL ASSISTANCE ALLOCATION



- » Childcare/Day Camp 49%
- » Southeast 8%
- » Camp Shady Brook 14%
- » Briargate 6%
- » Tri-Lakes 4%
- » Fountain 1%
- » First & Main 6%
- » Downtown 8%
- » City Recreation Centers 3%
- » Senior Center 1%

### EXPENSE SUMMARY

- » Program Expenses
- » Management Expenses
- » Fundraising Expenses



## OUR CAUSE

We strengthen community through Youth Development, Healthy Living and Social Responsibility.

## OUR MISSION

To put Christian principles into practice through programs that build healthy spirit, mind, and body for all.